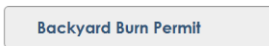


How to Get a Backyard Burn Permit

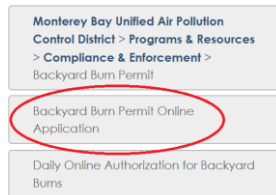
1. Go to the Monterey Bay Air Pollution Control District Website:

<http://www.montereybaycleanair.org>

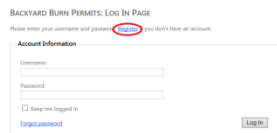
2. Click on “Backyard Burn Permit” icon to open the **Backyard Burning Program** page:



3. Under **Backyard Burning Program** Click on “Backyard Burn Permit Online Application” icon to open the “Backyard Burn Permits: Log In Page”.



4. Click on **Register** and **Create a New Account**



5. Write down your User Name and Password:

Username: _____

Password: _____

6. Click on the area in which your burn will be located. Your choices are:

[Monterey Peninsula/Carmel Valley Smoke Sensitive Area](#)

[San Lorenzo Valley Smoke Sensitive Area](#)

[Non-Smoke Sensitive Area \(everything outside of the Smoke Sensitive Areas\)](#)

7. Fill out the Application.
8. At the bottom of the form, **read the statement**, **type your name**, click **I Accept**, and click **Submit**.

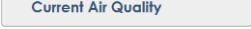
How to Get Daily Burn Authorization

1. Check to see if it is a burn day in **your burn zone**.

Choose one of the following ways to find out the burn status for your specific burn zone:

- A. Call 1-800-CAL-BURN (1-800-225-2876) Listen for the name of your burn zone.

- B. Click on: <http://www.montereybaycleanair.org>

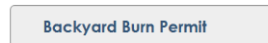
- Click on the  icon to get the burn status.

- C. Click on: <http://www.arb.ca.gov/smp/met/met.htm>

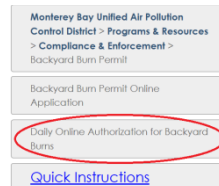
- Click on NC Coast or on the California Map

2. If it is a “Burn Day” in your burn zone, go to the Monterey Bay Air Pollution Control District Website: <http://www.montereybaycleanair.org>

3. Click on “Backyard Burn Permit” icon to open the **Backyard Burning Program** page:



4. Click on: “**Daily Online Authorization for Backyard Burns**”



5. Enter your Username and Password:

Username:

Password:

And click on “**Log in**”

6. Under Backyard Open Burn Permits, you will see your permit. Click on the “**Burn Authorization**” link on the right.

- ✓ Check the box to certify you have checked, and it is a “burn day” in your burn zone.

- Fill in your **Name**

- ✓ Check “I ACCEPT”

- Click on “Submit”